



A Construction Specification Manual for Overseas Network Facilities of Dongfeng Trucks



Version of February 2023

2_1 Class S Store_ Exterior effect drawing




The effect drawing drawing is for reference only, and the actual construction is subject to the elevation drawing.

2_1 Class S Store_ Exterior effect drawing



The effect drawing drawing is for reference only, and the actual construction is subject to the elevation drawing.

2_2 Class S Store_ Exterior elevation




Note: EQ refers to the equal distance of the upper and lower or left and right distances.






3_1_2 Class F1 Store_ Front elevation of exterior facade (recommended)

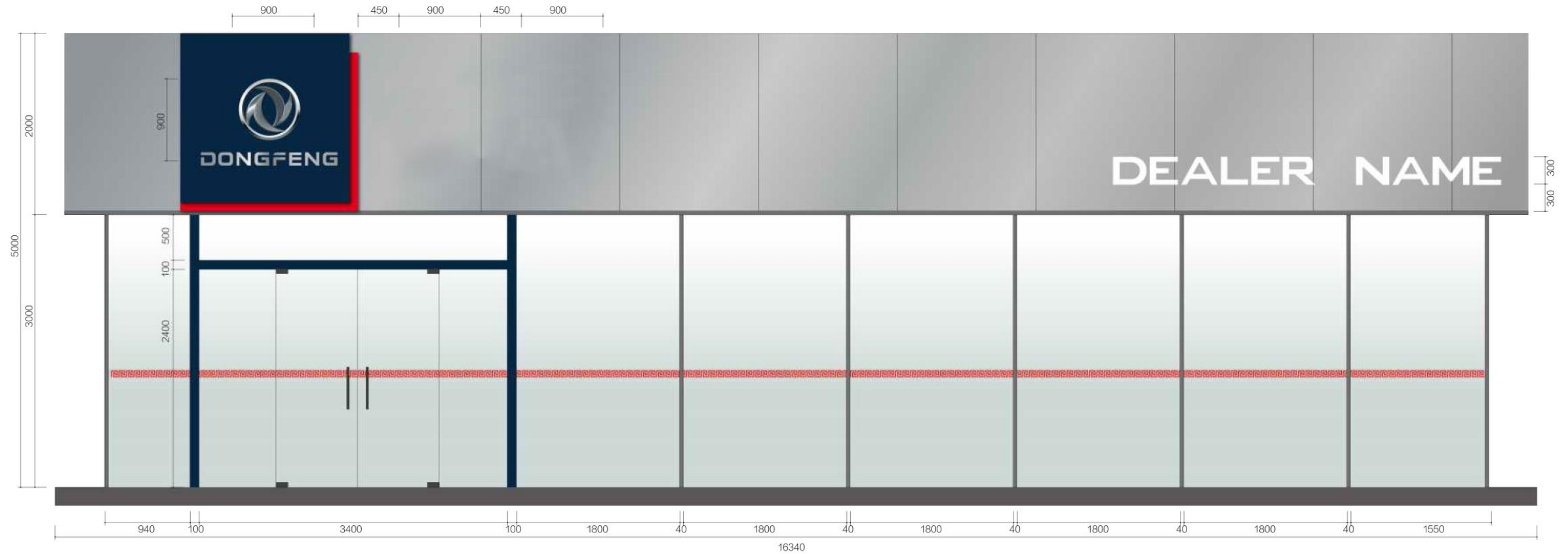


Note: EQ refers to the equal distance of the upper and lower or left and right distances.







4_2 Class F2 Store _ Front elevation of exterior facade



Note: EQ refers to the equal distance of the upper and lower or left and right distances.






5_2 Class F3 Store _ Front elevation of exterior facade

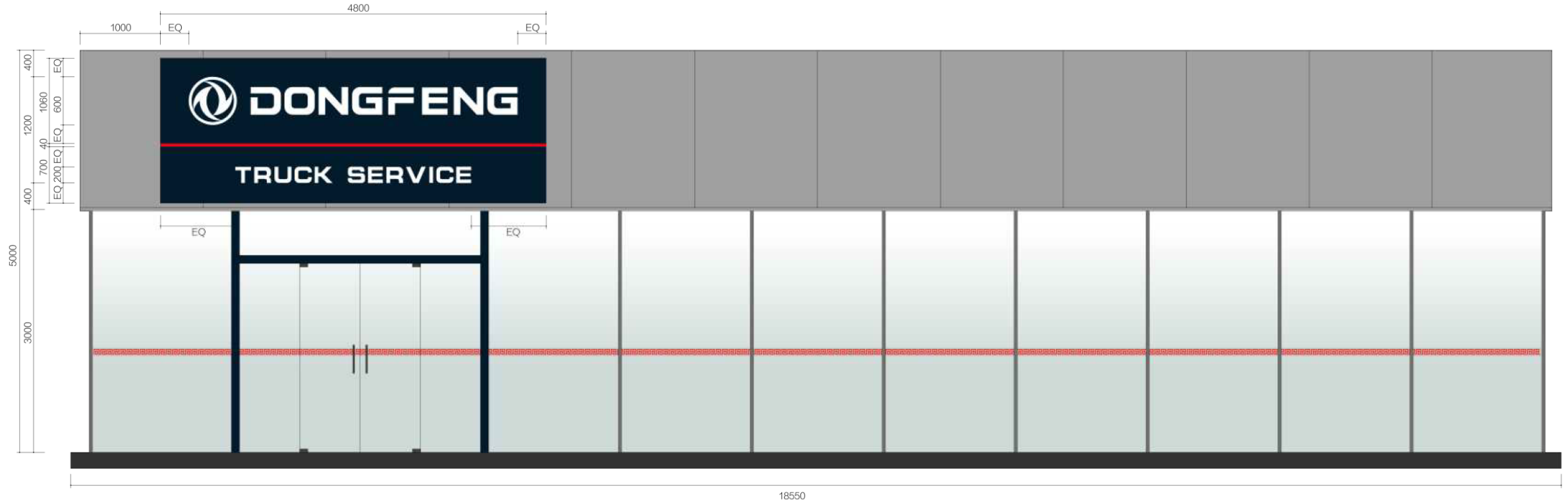


Note: EQ refers to the equal distance of the upper and lower or left and right distances.






6_2 Class M Service Station _ Front elevation of exterior facade



Note: EQ refers to the equal distance of the upper and lower or left and right distances.



DONGFENG